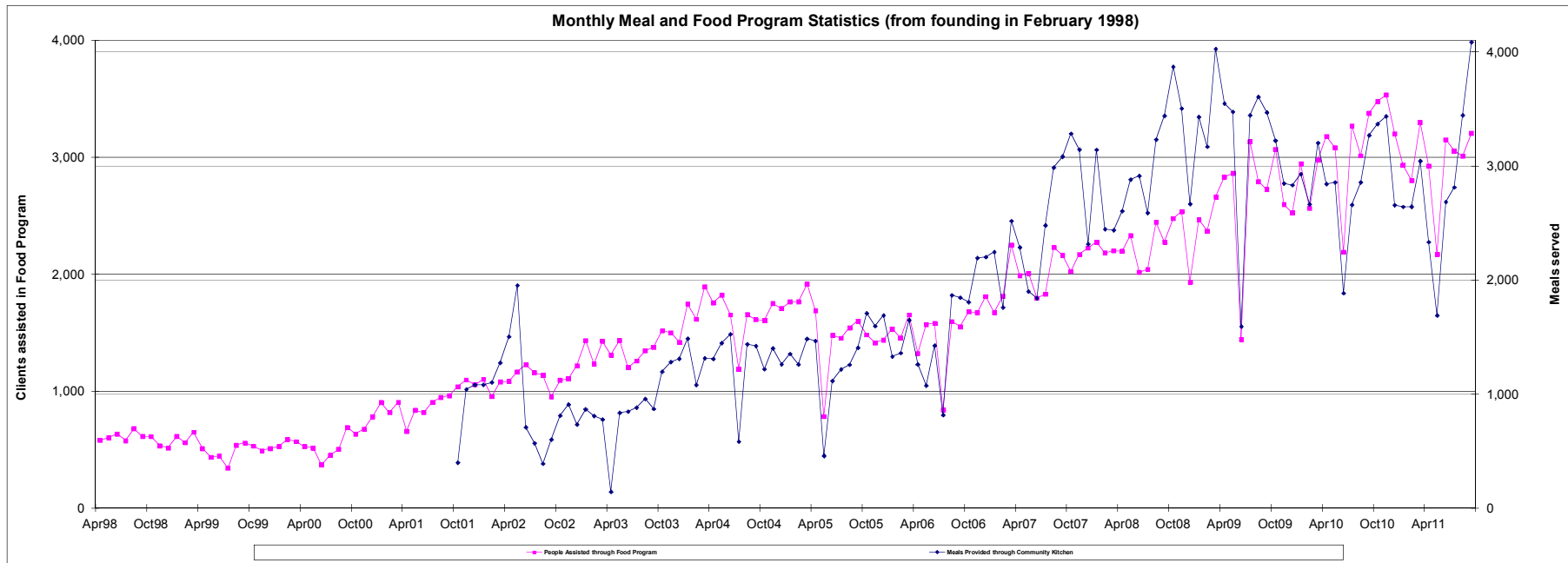


**Fort York Food Bank  
Monthly Performance Report (FYFB)**

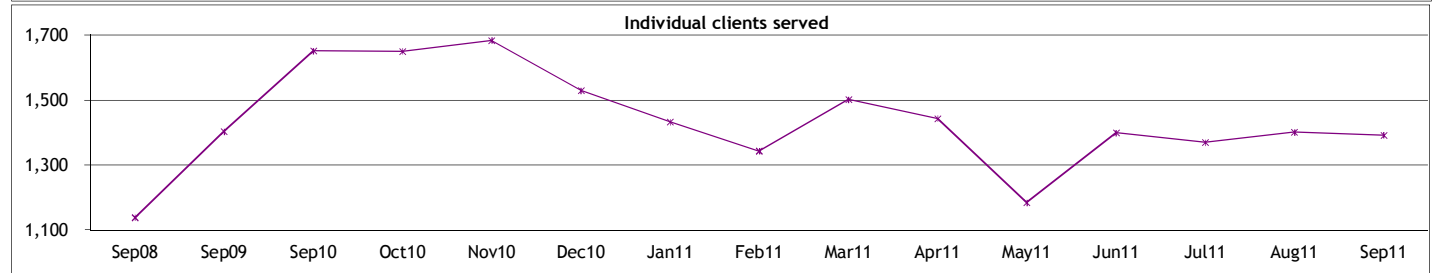
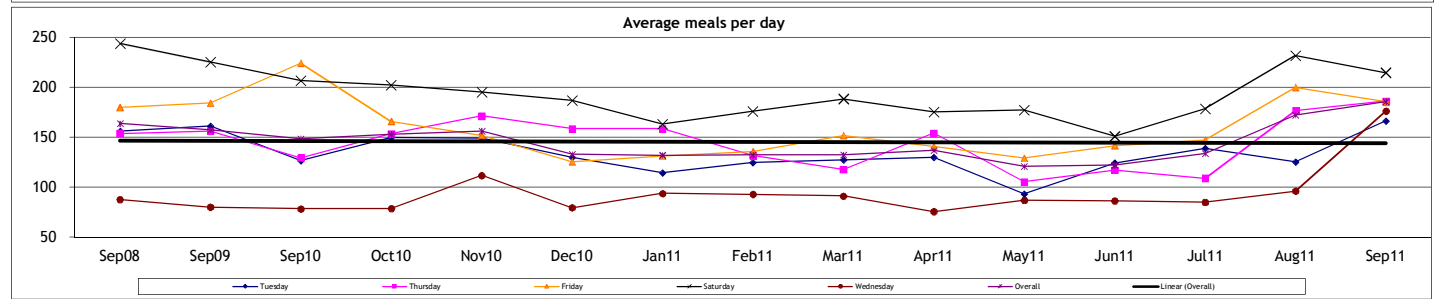
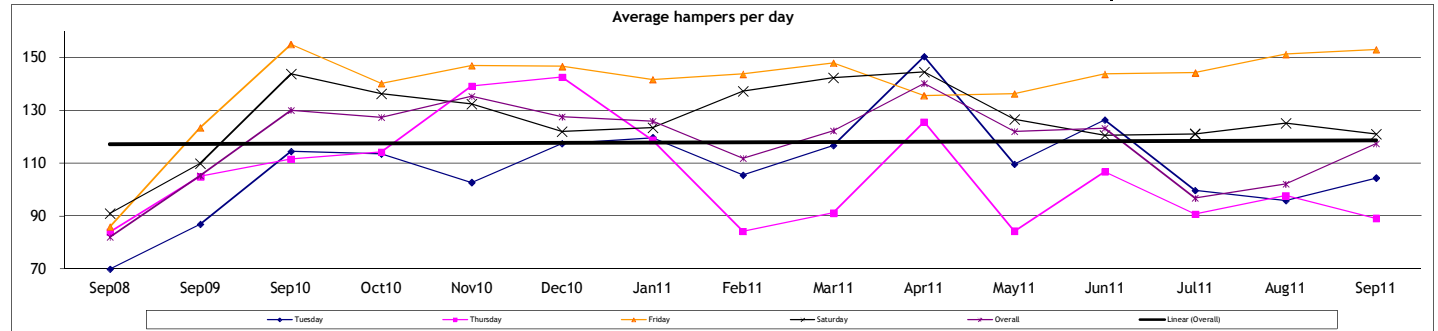
| September 30, 2011                                | Current Month    |                  |                  |            | Trailing 12 Month Averages |                  |                  | Trailing 12 Month Totals |                    |                    |           | From Founding       |
|---|------------------|------------------|------------------|------------|----------------------------|------------------|------------------|--------------------------|--------------------|--------------------|-----------|---------------------|
|   | 2009             | 2010             | 2011             | % change   | 2009                       | 2010             | 2011             | 2009                     | 2010               | 2011               | % change  |                     |
| Food Baskets Distributed (3 days of meals/basket) | 1,789            | 2,211            | 2,113            | 18         | 1,573                      | 1,861            | 2,039            | 18,870                   | 22,327             | 24,470             | 30        | 155,816             |
| Meals Provided through Food Program               | 24,525           | 30,402           | 28,863           | 18         | 22,686                     | 26,099           | 27,593           | 272,232                  | 313,191            | 331,110            | 22        | 2,367,915           |
| Number of Adult Clients                           | 2,292            | 2,907            | 2,640            | 15         | 2,089                      | 2,475            | 2,590            | 25,064                   | 29,700             | 31,077             | 24        | 207,357             |
| Number of Child Clients                           | 433              | 471              | 567              | 31         | 432                        | 425              | 476              | 5,184                    | 5,099              | 5,713              | 10        | 54,336              |
| People Assisted through Food Program              | 2,725            | 3,378            | 3,207            | 18         | 2,521                      | 2,900            | 3,066            | 30,248                   | 34,799             | 36,790             | 22        | 261,693             |
| Number of 'First Time' Clients                    | 118              | 102              | 69               | (42)       | 115                        | 106              | 95               | 1,385                    | 1,269              | 1,138              | (18)      | 17,558              |
| Number of Volunteers                              | 71               | 59               | 48               | (32)       | 73                         | 61               | 52               | 878                      | 736                | 629                | (28)      | 6,725               |
| Volunteer Hours                                   | 2,382            | 2,558            | 2,536            | 6          | 2,345                      | 2,475            | 2,494            | 28,143                   | 29,695             | 29,933             | 6         | 211,708             |
| Number of Advocacy/Counselling Clients            | 89               | 169              | 256              | 188        | 185                        | 210              | 203              | 2,222                    | 2,514              | 2,436              | 10        | 20,113              |
| Meals Provided through Community Kitchen          | 3,470            | 3,269            | 4,086            | 18         | 3,317                      | 2,839            | 2,904            | 39,809                   | 34,069             | 34,848             | (12)      | 239,553             |
| Number of Donors                                  | 39               | 39               | 38               | (3)        | 40                         | 44               | 39               | 474                      | 525                | 463                | (2)       | 3,665               |
| Cash Donations/Funding Received                   | \$17,617         | \$7,109          | \$7,233          | (59)       | \$12,770                   | \$13,209         | \$13,331         | \$153,235                | \$158,512          | \$159,974          | 4         | \$1,407,907         |
| Food Donations Received                           | \$82,407         | \$87,675         | \$88,798         | 8          | \$72,871                   | \$74,808         | \$83,583         | \$874,448                | \$897,697          | \$1,002,992        | 15        | \$6,596,533         |
| Value of Food Donations per Client                | \$30.24          | \$25.95          | \$27.69          | (8)        | \$28.91                    | \$25.80          | \$27.26          | \$28.91                  | \$25.80            | \$27.26            | (6)       | \$25.21             |
| Other In-Kind Donations Received                  | \$4,342          | \$30,141         | \$3,429          | (21)       | \$2,600                    | \$5,574          | \$2,433          | \$31,194                 | \$66,893           | \$29,190           | (6)       | \$377,255           |
| <b>Charity 'Value'</b>                            | <b>\$140,096</b> | <b>\$163,295</b> | <b>\$137,500</b> | <b>(2)</b> | <b>\$123,419</b>           | <b>\$130,711</b> | <b>\$136,762</b> | <b>\$1,481,022</b>       | <b>\$1,568,528</b> | <b>\$1,641,144</b> | <b>11</b> | <b>\$11,557,320</b> |

\* FYFB operations were closed for 2 weeks in June 2010, April/May 2011 to carry out renovations



**Fort York Food Bank (FYFB)  
Food and Meal Program Averages**

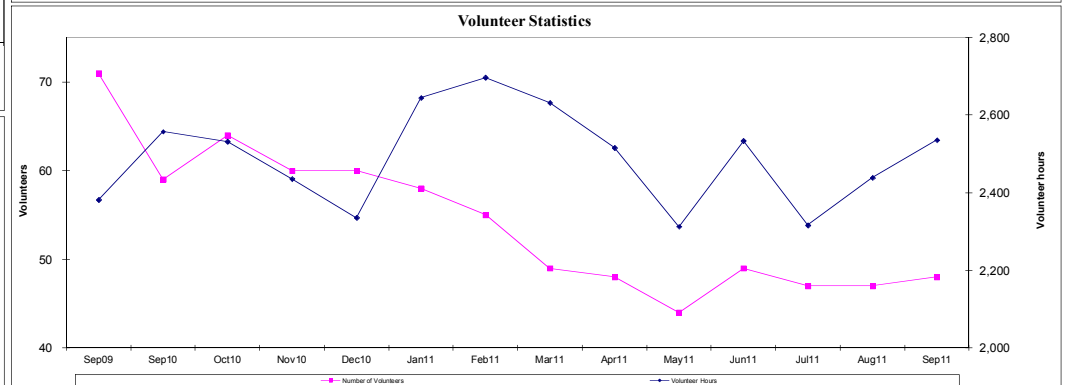
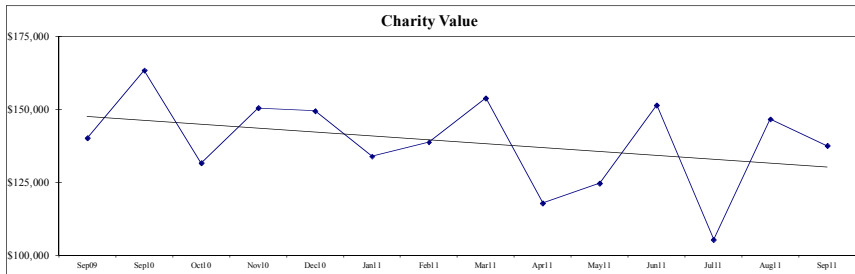
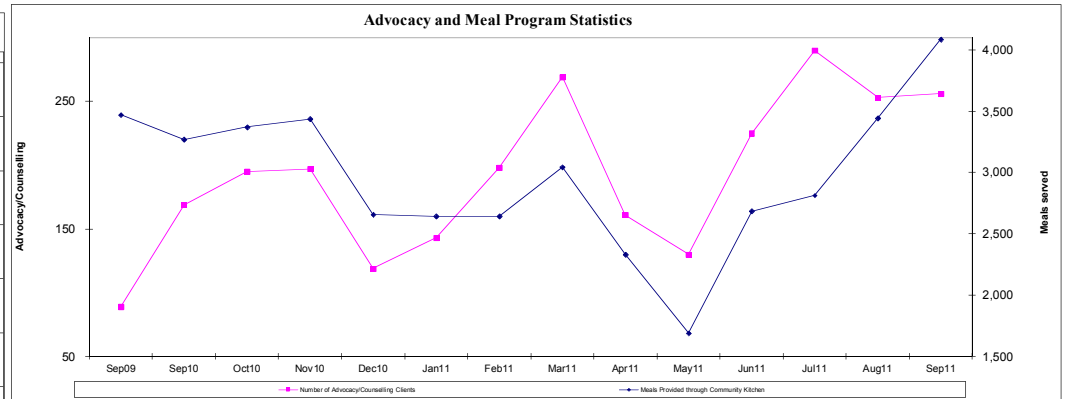
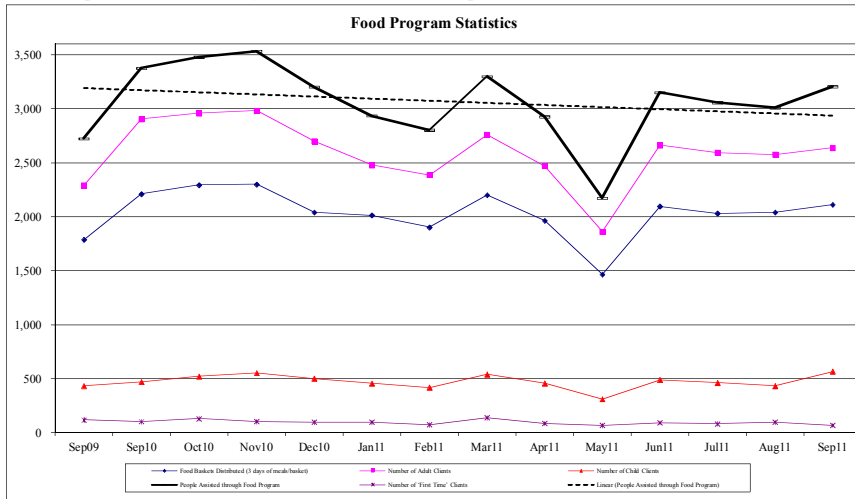
| Average daily hampers        | Sep08        | Sep09        | Sep10        | Oct10        | Nov10        | Dec10        | Jan11        | Feb11        | Mar11        | Apr11        | May11        | Jun11        | Jul11        | Aug11        | Sep11        | Average    | Prior Yr.  | % change |
|------------------------------|--------------|--------------|--------------|--------------|--------------|--------------|--------------|--------------|--------------|--------------|--------------|--------------|--------------|--------------|--------------|------------|------------|----------|
| Tuesday                      | 70           | 87           | 115          | 114          | 103          | 118          | 120          | 106          | 117          | 151          | 110          | 127          | 100          | 96           | 105          | 114        | 102        | 11       |
| Wednesday                    |              |              |              |              |              | 39           |              | 20           |              |              |              |              | 22           | 16           |              | 24         | n/a        | n/a      |
| Thursday                     | 84           | 105          | 112          | 114          | 139          | 143          | 119          | 84           | 91           | 126          | 84           | 107          | 91           | 98           | 89           | 107        | 103        | 4        |
| Friday                       | 86           | 124          | 155          | 140          | 147          | 147          | 142          | 144          | 148          | 136          | 136          | 144          | 144          | 151          | 153          | 144        | 139        | 4        |
| Saturday                     | 91           | 110          | 144          | 136          | 133          | 122          | 124          | 137          | 143          | 145          | 127          | 121          | 121          | 125          | 121          | 129        | 113        | 14       |
| <b>Overall</b>               | <b>82</b>    | <b>105</b>   | <b>130</b>   | <b>127</b>   | <b>135</b>   | <b>128</b>   | <b>126</b>   | <b>112</b>   | <b>122</b>   | <b>140</b>   | <b>122</b>   | <b>123</b>   | <b>97</b>    | <b>102</b>   | <b>117</b>   | <b>121</b> | <b>114</b> | <b>6</b> |
| <b>Sequential growth (%)</b> |              | 28           | 24           | (2)          | 6            | (6)          | (1)          | (11)         | 9            | 15           | (13)         | 1            | (22)         | 6            | 15           |            |            |          |
| Average daily meals          | Sep08        | Sep09        | Sep10        | Oct10        | Nov10        | Dec10        | Jan11        | Feb11        | Mar11        | Apr11        | May11        | Jun11        | Jul11        | Aug11        | Sep11        | Average    | Prior Year | % change |
| Tuesday                      | 156          | 161          | 127          | 150          | 149          | 130          | 114          | 125          | 127          | 130          | 93           | 124          | 139          | 125          | 166          | 131        | 129        | 1        |
| Wednesday                    | 88           | 80           | 78           | 79           | 112          | 80           | 94           | 93           | 91           | 76           | 87           | 86           | 85           | 96           | 176          | 96         | 92         | 5        |
| Thursday                     | 154          | 156          | 129          | 154          | 171          | 159          | 159          | 132          | 118          | 154          | 105          | 117          | 109          | 177          | 186          | 145        | 140        | 3        |
| Friday                       | 180          | 184          | 224          | 166          | 152          | 126          | 131          | 136          | 152          | 141          | 129          | 142          | 147          | 200          | 185          | 151        | 156        | (4)      |
| Saturday                     | 244          | 226          | 207          | 202          | 196          | 187          | 163          | 176          | 189          | 176          | 177          | 151          | 179          | 232          | 215          | 187        | 180        | 4        |
| <b>Overall</b>               | <b>164</b>   | <b>158</b>   | <b>149</b>   | <b>153</b>   | <b>156</b>   | <b>133</b>   | <b>132</b>   | <b>132</b>   | <b>132</b>   | <b>137</b>   | <b>121</b>   | <b>122</b>   | <b>134</b>   | <b>172</b>   | <b>186</b>   | <b>143</b> | <b>140</b> | <b>2</b> |
| <b>Sequential growth (%)</b> |              | (4)          | (6)          | 3            | 2            | (15)         | (1)          | 0            | 0            | 4            | (12)         | 1            | 10           | 29           | 8            |            |            |          |
| Individual clients served    | Sep08        | Sep09        | Sep10        | Oct10        | Nov10        | Dec10        | Jan11        | Feb11        | Mar11        | Apr11        | May11        | Jun11        | Jul11        | Aug11        | Sep11        | 1,445      | 1,434      | 1        |
| <b>Overall</b>               | <b>1,139</b> | <b>1,404</b> | <b>1,652</b> | <b>1,651</b> | <b>1,684</b> | <b>1,530</b> | <b>1,433</b> | <b>1,344</b> | <b>1,502</b> | <b>1,444</b> | <b>1,185</b> | <b>1,400</b> | <b>1,370</b> | <b>1,402</b> | <b>1,393</b> |            |            |          |
| <b>Sequential growth (%)</b> |              | 23           | 18           | (0)          | 2            | (9)          | (6)          | (6)          | 12           | (4)          | (18)         | 18           | (2)          | 2            | (1)          |            |            |          |



## Fort York Food Bank Monthly Performance Report (FYFB)

| September 30, 2011                                | Prior Years |           |           | Trailing Twelve Months |           |           |           |           |           |           |           |           |           |           |           |             |           |        |
|---|-------------|-----------|-----------|------------------------|-----------|-----------|-----------|-----------|-----------|-----------|-----------|-----------|-----------|-----------|-----------|-------------|-----------|--------|
|   | Sep08       | Sep09     | Sep10     | Oct10                  | Nov10     | Dec10     | Jan11     | Feb11     | Mar11     | Apr11     | May11     | Jun11     | Jul11     | Aug11     | Sep11     | Total       | Average   | Ratios |
| Food Baskets Distributed (3 days of meals/basket) | 1,393       | 1,789     | 2,211     | 2,294                  | 2,300     | 2,042     | 2,015     | 1,903     | 2,202     | 1,964     | 1,466     | 2,097     | 2,032     | 2,042     | 2,113     | 24,470      | 2,039     |        |
| Meals Provided through Food Program               | 20,493      | 24,525    | 30,402    | 31,329                 | 31,824    | 28,827    | 26,424    | 25,236    | 29,709    | 26,352    | 19,557    | 28,368    | 27,522    | 27,099    | 28,863    | 331,110     | 27,593    | 13.53  |
| Number of Adult Clients                           | 1,902       | 2,292     | 2,907     | 2,959                  | 2,983     | 2,702     | 2,479     | 2,386     | 2,760     | 2,470     | 1,863     | 2,663     | 2,595     | 2,577     | 2,640     | 31,077      | 2,590     | 84%    |
| Number of Child Clients                           | 375         | 433       | 471       | 522                    | 553       | 501       | 457       | 418       | 541       | 458       | 310       | 489       | 463       | 434       | 567       | 5,713       | 476       | 16%    |
| People Assisted through Food Program              | 2,277       | 2,725     | 3,378     | 3,481                  | 3,536     | 3,203     | 2,936     | 2,804     | 3,301     | 2,928     | 2,173     | 3,152     | 3,058     | 3,011     | 3,207     | 36,790      | 3,066     | 100%   |
| Number of 'First Time' Clients                    | 120         | 118       | 102       | 130                    | 104       | 98        | 98        | 73        | 140       | 87        | 67        | 93        | 82        | 97        | 69        | 1,138       | 95        | 3%     |
| Number of Volunteers                              | 82          | 71        | 59        | 64                     | 60        | 60        | 58        | 55        | 49        | 48        | 44        | 49        | 47        | 47        | 48        | 629         | 52        |        |
| Volunteer Hours                                   | 1,843       | 2,382     | 2,558     | 2,532                  | 2,436     | 2,336     | 2,645     | 2,697     | 2,632     | 2,516     | 2,313     | 2,534     | 2,317     | 2,439     | 2,536     | 29,933      | 2,494     | 47.59  |
| Number of Advocacy/Counselling Clients            | 129         | 89        | 169       | 195                    | 197       | 119       | 143       | 198       | 269       | 161       | 130       | 225       | 290       | 253       | 256       | 2,436       | 203       | 10%    |
| Meals Provided through Community Kitchen          | 3,440       | 3,470     | 3,269     | 3,370                  | 3,437     | 2,657     | 2,643     | 2,644     | 3,044     | 2,333     | 1,690     | 2,686     | 2,814     | 3,444     | 4,086     | 34,848      | 2,904     | 10%    |
| Number of Donors                                  | 21          | 39        | 39        | 32                     | 49        | 100       | 33        | 32        | 36        | 21        | 20        | 59        | 22        | 21        | 38        | 463         | 39        |        |
| Cash Donations/Funding Received                   | \$665       | \$17,617  | \$7,109   | \$4,496                | \$14,102  | \$31,872  | \$5,433   | \$6,678   | \$14,225  | \$1,580   | \$539     | \$23,255  | \$4,546   | \$46,015  | \$7,233   | \$159,974   | \$13,331  | \$4    |
| Food Donations Received                           | \$55,744    | \$82,407  | \$87,675  | \$84,968               | \$97,233  | \$81,859  | \$84,696  | \$90,082  | \$97,018  | \$76,998  | \$85,959  | \$88,751  | \$64,087  | \$62,543  | \$88,798  | \$1,002,992 | \$83,583  | \$27   |
| Value of Food Donations per Client                | \$24        | \$30.24   | \$25.95   | \$24.41                | \$27.50   | \$25.56   | \$28.85   | \$32.13   | \$29.39   | \$26.30   | \$39.56   | \$28.16   | \$20.96   | \$20.77   | \$27.69   |             |           |        |
| Other In-Kind Donations Received                  | \$1,811     | \$4,342   | \$30,141  | \$4,158                | \$2,552   | \$627     | \$4,051   | \$1,535   | \$3,044   | \$1,544   | \$3,474   | \$1,355   | \$1,964   | \$1,457   | \$3,429   | \$29,190    | \$2,433   | \$1    |
| Charity value                                     | \$85,865    | \$140,096 | \$163,295 | \$131,602              | \$150,427 | \$149,398 | \$133,855 | \$138,750 | \$153,767 | \$117,862 | \$124,667 | \$151,371 | \$105,345 | \$146,600 | \$137,500 | \$1,641,144 | \$136,762 | \$45   |

\* FYFB operations were closed for 2 weeks in June 2010, April/May 2011 to carry out renovations



## Fort York Food Bank (FYFB) Advocacy/Counselling Operations Report

| <i>September 30, 2011</i>                     | <i>Prior Years</i> |       | <i>Trailing Twelve Months</i> |       |       |       |       |       |       |       |       |       |       |       |       |      |
|---|--------------------|-------|-------------------------------|-------|-------|-------|-------|-------|-------|-------|-------|-------|-------|-------|-------|------|
|   | Sep09              | Sep10 | Oct10                         | Nov10 | Dec10 | Jan11 | Feb11 | Mar11 | Apr11 | May11 | Jun11 | Jul11 | Aug11 | Sep11 | Total | Avg  |
| Outreach Meetings                             | 0                  | 2     | 1                             | 0     | 0     | 2     | 8     | 6     | 1     | 5     | 4     | 0     | 3     | 0     | 30    | 3    |
| Referrals to Partners                         | 15                 | 11    | 9                             | 7     | 4     | 2     | 6     | 3     | 3     | 5     | 2     | 0     | 3     | 1     | 45    | 4    |
| Community Partners                            | 15                 | 15    | 15                            | 15    | 15    | 15    | 15    | 15    | 15    | 15    | 15    | 15    | 15    | 15    | 180   | 15   |
| Community Partner Retention                   | 100%               | 100%  | 100%                          | 100%  | 100%  | 100%  | 100%  | 100%  | 100%  | 100%  | 100%  | 100%  | 100%  | 100%  |       | 100% |
| Counselling Service Users                     | 89                 | 169   | 195                           | 197   | 119   | 143   | 198   | 269   | 161   | 130   | 225   | 290   | 253   | 256   | 2,436 | 203  |
| 3rd Party Intervention - Meetings             | 2                  | 10    | 4                             | 4     | 2     | 4     | 2     | 4     | 3     | 3     | 2     | 10    | 2     | 2     | 42    | 4    |
| 3rd Party Intervention - Letters/Applications | 11                 | 12    | 12                            | 18    | 10    | 12    | 11    | 30    | 36    | 14    | 26    | 33    | 29    | 22    | 253   | 21   |
| Cross-Cultural Language Services              | 33                 | 21    | 20                            | 32    | 33    | 50    | 73    | 52    | 64    | 45    | 65    | 82    | 84    | 36    | 636   | 53   |
| Languages Supported                           | 6                  | 4     | 4                             | 4     | 4     | 4     | 4     | 4     | 4     | 4     | 4     | 4     | 3     | 3     | 46    | 4    |
| Workshop Partners                             | 9                  | 11    | 11                            | 10    | 10    | 10    | 10    | 11    | 11    | 11    | 11    | 11    | 11    | 11    | 128   | 11   |
| Workshops Delivered                           | 5                  | 0     | 3                             | 3     | 1     | 6     | 1     | 3     | 4     | 0     | 3     | 9     | 6     | 12    | 51    | 4    |
| Workshop Attendance                           | 32                 | 0     | 30                            | 33    | 12    | 78    | 25    | 54    | 22    | 0     | 11    | 26    | 19    | 132   | 442   | 37   |
| Counsellors                                   | 10                 | 9     | 9                             | 9     | 9     | 9     | 9     | 8     | 9     | 7     | 8     | 7     | 6     | 7     | 97    | 8    |
| Counsellor Retention                          | 100%               | 88%   | 100%                          | 100%  | 100%  | 100%  | 100%  | 89%   | 100%  | 88%   | 100%  | 100%  | 75%   | 100%  |       | 96%  |
| Senior Volunteers                             | 11                 | 11    | 11                            | 11    | 11    | 11    | 11    | 8     | 9     | 8     | 8     | 8     | 7     | 5     | 108   | 9    |
| Senior Volunteer Hours                        | 547                | 572   | 510                           | 477   | 491   | 492   | 459   | 396   | 455   | 479   | 447   | 446   | 302   | 288   | 5,242 | 437  |
| New General Volunteers - Trained              | 6                  | 5     | 4                             | 3     | 9     | 10    | 3     | 12    | 8     | 8     | 7     | 7     | 6     | 9     | 86    | 7    |
| Volunteer Hours                               | 444                | 419   | 371                           | 378   | 388   | 404   | 499   | 475   | 419   | 394   | 428   | 477   | 490   | 400   | 5,122 | 427  |

| <b>Case BreakDown</b>              |    |    |    |    |    |    |    |    |    |    |    |    |    |    |     |  |
|------------------------------------|----|----|----|----|----|----|----|----|----|----|----|----|----|----|-----|--|
| Housing                            | 5  | 14 | 12 | 13 | 12 | 9  | 13 | 25 | 9  | 6  | 5  | 12 | 14 | 7  | 14% |  |
| Legal clinic/ID                    | 2  | 5  | 4  | 8  | 5  | 5  | 1  | 2  | 0  | 1  | 3  | 2  | 4  | 0  | 4%  |  |
| OW/ODSP/EI                         | 18 | 45 | 42 | 32 | 14 | 20 | 23 | 21 | 17 | 16 | 29 | 21 | 22 | 18 | 28% |  |
| Training/Employment                | 6  | 9  | 9  | 11 | 3  | 12 | 9  | 8  | 4  | 2  | 7  | 1  | 3  | 2  | 7%  |  |
| Financial (Tax Returns, CTB, etc.) | 0  | 1  | 0  | 0  | 0  | 0  | 0  | 5  | 10 | 4  | 4  | 5  | 7  | 7  | 4%  |  |
| Health                             | 5  | 13 | 9  | 15 | 7  | 18 | 5  | 9  | 7  | 12 | 5  | 3  | 14 | 6  | 11% |  |
| Immigration                        | 0  | 1  | 0  | 1  | 0  | 0  | 1  | 0  | 1  | 1  | 1  | 1  | 2  | 0  | 1%  |  |
| Other                              | 2  | 10 | 13 | 16 | 9  | 11 | 19 | 38 | 24 | 8  | 45 | 79 | 37 | 11 | 31% |  |

**FORT YORK FOOD BANK**

**Daily operations report**

**September 2011**

| DATE                      | Drop in Centre | Food program |              |            | Total clients | New clients |
|---------------------------|----------------|--------------|--------------|------------|---------------|-------------|
|                           | Meals Served   | Hampers      | Adults       | Children   |               |             |
| 1/Sep/11                  | 105            | 72           | 90           | 19         | 109           | 2           |
| 2/Sep/11                  | 129            | 148          | 188          | 56         | 244           | 4           |
| 3/Sep/11                  | 183            | 109          | 130          | 37         | 167           | 7           |
| 4/Sep/11                  |                |              |              |            |               |             |
| 5/Sep/11                  |                |              |              |            |               |             |
| 6/Sep/11                  | 115            | 86           | 116          | 14         | 130           | 6           |
| 7/Sep/11                  | 108            |              |              |            |               |             |
| 8/Sep/11                  | 189            | 96           | 124          | 30         | 154           | 14          |
| 9/Sep/11                  | 223            | 161          | 206          | 48         | 254           | 2           |
| 10/Sep/11                 | 193            | 112          | 131          | 31         | 162           | 2           |
| 11/Sep/11                 |                |              |              |            |               |             |
| 12/Sep/11                 |                |              |              |            |               |             |
| 13/Sep/11                 | 166            | 105          | 140          | 13         | 153           | 2           |
| 14/Sep/11                 | 203            |              |              |            |               |             |
| 15/Sep/11                 | 186            | 98           | 119          | 33         | 152           | 2           |
| 16/Sep/11                 | 215            | 156          | 200          | 38         | 238           | 3           |
| 17/Sep/11                 | 235            | 140          | 165          | 42         | 207           | 2           |
| 18/Sep/11                 |                |              |              |            |               |             |
| 19/Sep/11                 |                |              |              |            |               |             |
| 20/Sep/11                 | 192            | 132          | 170          | 17         | 187           | 1           |
| 21/Sep/11                 | 197            |              |              |            |               |             |
| 22/Sep/11                 | 225            | 111          | 126          | 22         | 148           | 8           |
| 23/Sep/11                 | 180            | 164          | 199          | 43         | 242           | 4           |
| 24/Sep/11                 | 248            | 123          | 150          | 38         | 188           | 3           |
| 25/Sep/11                 |                |              |              |            |               |             |
| 26/Sep/11                 |                |              |              |            |               |             |
| 27/Sep/11                 | 192            | 95           | 124          | 24         | 148           | 1           |
| 28/Sep/11                 | 197            |              |              |            |               |             |
| 29/Sep/11                 | 225            | 69           | 86           | 20         | 106           | 3           |
| 30/Sep/11                 | 180            | 136          | 176          | 42         | 218           | 3           |
| <b>Totals</b>             | <b>4,086</b>   | <b>2,113</b> | <b>2,640</b> | <b>567</b> | <b>3,207</b>  | <b>69</b>   |
| <b>Daily Averages</b>     |                |              |              |            |               |             |
| Tuesday                   | 166            | 105          | 138          | 17         | 155           | 3           |
| Wednesday                 | 176            |              |              |            |               |             |
| Thursday                  | 186            | 89           | 109          | 25         | 134           | 6           |
| Friday                    | 185            | 153          | 194          | 45         | 239           | 3           |
| Saturday                  | 215            | 121          | 144          | 37         | 181           | 4           |
| <b>Overall</b>            | <b>186</b>     | <b>117</b>   | <b>147</b>   | <b>32</b>  | <b>178</b>    | <b>4</b>    |
| <b>Individual clients</b> |                |              | 1,195        | 198        | <b>1,393</b>  |             |

### FYFB - Hamper Composition Analysis

|                  | Daily Bread and Second Harvest Donations (dollar value) |        |         |        |       |        |        | Total Food per client |        |         |        |        |        |           |         |
|------------------|---|--------|---------|--------|-------|--------|--------|-----------------------|--------|---------|--------|--------|--------|-----------|---------|
|                  | Veggies/Fruit   | Grains | Protein | Dairy  | Soup  | Other  | Total  | Veggies/Fruit         | Grains | Protein | Dairy  | Soup   | Other  | Purchases | Total   |
| Jan09            | 22,797  | 8,816  | 8,504   | 6,525  | 1,920 | 13,022 | 61,584 | \$9.24                | \$3.57 | \$3.45  | \$2.64 | \$0.78 | \$5.79 | \$0.00    | \$25.47 |
| Feb09            | 20,213  | 12,127 | 16,317  | 5,809  | 2,160 | 19,049 | 75,674 | \$8.52                | \$5.11 | \$6.88  | \$2.45 | \$0.91 | \$9.55 | \$0.00    | \$33.43 |
| Mar09            | 22,415  | 10,771 | 9,134   | 5,937  | 3,420 | 16,292 | 67,968 | \$8.42                | \$4.04 | \$3.43  | \$2.23 | \$1.28 | \$6.43 | \$0.00    | \$25.83 |
| Apr09            | 17,440  | 10,795 | 10,938  | 4,868  | 2,370 | 15,970 | 62,380 | \$6.15                | \$3.81 | \$3.86  | \$1.72 | \$0.84 | \$6.42 | \$0.00    | \$22.80 |
| May09            | 18,202  | 14,953 | 10,310  | 5,159  | 2,490 | 12,577 | 63,690 | \$6.35                | \$5.22 | \$3.60  | \$1.80 | \$0.87 | \$4.84 | \$0.00    | \$22.68 |
| Jun09            | 16,296  | 9,475  | 6,304   | 5,846  | 810   | 11,025 | 49,756 | \$11.28               | \$6.56 | \$4.36  | \$4.05 | \$0.56 | \$7.95 | \$0.00    | \$34.75 |
| Jul09            | 27,304  | 13,147 | 15,827  | 8,028  | 630   | 18,127 | 83,064 | \$8.71                | \$4.19 | \$5.05  | \$2.56 | \$0.20 | \$6.20 | \$0.00    | \$26.92 |
| Aug09            | 28,008  | 19,678 | 13,106  | 6,053  | 3,690 | 10,701 | 81,235 | \$10.02               | \$7.04 | \$4.69  | \$2.17 | \$1.32 | \$4.01 | \$0.00    | \$29.26 |
| Sep09            | 22,228  | 23,653 | 10,166  | 9,352  | 1,320 | 13,748 | 80,467 | \$8.16                | \$8.68 | \$3.73  | \$3.43 | \$0.48 | \$5.76 | \$0.00    | \$30.24 |
| Oct09            | 21,859  | 12,368 | 14,000  | 7,490  | 480   | 12,867 | 69,064 | \$7.12                | \$4.03 | \$4.56  | \$2.44 | \$0.16 | \$6.35 | \$0.00    | \$24.65 |
| Nov09            | 20,458  | 10,369 | 12,137  | 5,882  | 2,190 | 12,103 | 63,140 | \$7.87                | \$3.99 | \$4.67  | \$2.26 | \$0.84 | \$5.22 | \$0.00    | \$24.87 |
| Dec09            | 20,504  | 14,440 | 10,368  | 4,087  | 4,410 | 13,449 | 67,258 | \$8.12                | \$5.72 | \$4.11  | \$1.62 | \$1.75 | \$8.73 | \$1.29    | \$31.33 |
| Jan10            | 18,035  | 13,411 | 11,122  | 8,475  | 3,660 | 11,295 | 65,998 | \$6.12                | \$4.55 | \$3.78  | \$2.88 | \$1.24 | \$4.10 | \$0.64    | \$23.30 |
| Feb10            | 19,538  | 18,606 | 10,280  | 5,026  | 2,910 | 15,658 | 72,018 | \$7.62                | \$7.26 | \$4.01  | \$1.96 | \$1.13 | \$7.22 | \$0.69    | \$29.89 |
| Mar10            | 23,915  | 26,630 | 9,202   | 6,986  | 3,360 | 14,594 | 84,687 | \$8.03                | \$8.94 | \$3.09  | \$2.35 | \$1.13 | \$5.28 | \$0.69    | \$29.50 |
| Apr10            | 21,780  | 19,794 | 15,703  | 6,668  | 3,000 | 16,996 | 83,941 | \$6.85                | \$6.22 | \$4.94  | \$2.10 | \$0.94 | \$5.88 | \$0.98    | \$27.91 |
| May10            | 21,481  | 11,099 | 13,218  | 6,441  | 2,550 | 15,810 | 70,599 | \$6.97                | \$3.60 | \$4.29  | \$2.09 | \$0.83 | \$5.61 | \$2.57    | \$25.95 |
| Jun10            | 20,789  | 12,916 | 9,197   | 3,425  | 2,790 | 9,837  | 58,954 | \$9.49                | \$5.90 | \$4.20  | \$1.56 | \$1.27 | \$5.21 | \$1.52    | \$29.14 |
| Jul10            | 21,253  | 17,177 | 14,521  | 6,602  | 2,940 | 13,183 | 75,676 | \$6.50                | \$5.25 | \$4.44  | \$2.02 | \$0.90 | \$4.23 | \$0.34    | \$23.68 |
| Aug10            | 26,754  | 14,070 | 8,968   | 8,300  | 2,040 | 10,656 | 70,788 | \$8.88                | \$4.67 | \$2.98  | \$2.75 | \$0.68 | \$3.88 | \$1.50    | \$25.33 |
| Sep10            | 35,583  | 14,932 | 11,657  | 6,342  | 2,550 | 15,781 | 86,845 | \$10.53               | \$4.42 | \$3.45  | \$1.88 | \$0.75 | \$4.92 | \$1.10    | \$27.06 |
| Oct10            | 36,800  | 16,185 | 10,035  | 4,022  | 2,700 | 14,145 | 83,887 | \$10.57               | \$4.65 | \$2.88  | \$1.16 | \$0.78 | \$4.37 | \$1.21    | \$25.62 |
| Nov10            | 36,535  | 23,605 | 12,421  | 6,829  | 2,760 | 13,053 | 95,203 | \$10.33               | \$6.68 | \$3.51  | \$1.93 | \$0.78 | \$4.27 | \$0.72    | \$28.22 |
| Dec10            | 26,917  | 19,797 | 10,166  | 6,392  | 1,680 | 13,631 | 78,583 | \$8.40                | \$6.18 | \$3.17  | \$2.00 | \$0.52 | \$5.28 | \$1.90    | \$27.45 |
| Jan11            | 35,269  | 15,022 | 9,710   | 7,835  | 1,980 | 13,526 | 83,342 | \$12.01               | \$5.12 | \$3.31  | \$2.67 | \$0.67 | \$5.07 | \$0.63    | \$29.48 |
| Feb11            | 35,979  | 16,114 | 11,488  | 7,526  | 2,550 | 15,455 | 89,112 | \$12.83               | \$5.75 | \$4.10  | \$2.68 | \$0.91 | \$5.86 | \$0.34    | \$32.47 |
| Mar11            | 41,670  | 17,051 | 12,653  | 6,855  | 3,030 | 14,818 | 96,077 | \$12.62               | \$5.17 | \$3.83  | \$2.08 | \$0.92 | \$4.77 | \$0.71    | \$30.10 |
| Apr11            | 28,673  | 11,872 | 13,774  | 7,339  | 180   | 14,409 | 76,247 | \$9.79                | \$4.05 | \$4.70  | \$2.51 | \$0.06 | \$5.18 | \$0.49    | \$26.78 |
| May11            | 35,431  | 15,056 | 8,103   | 6,028  | 2,280 | 18,256 | 85,154 | \$16.31               | \$6.93 | \$3.73  | \$2.77 | \$1.05 | \$8.77 | \$0.91    | \$40.47 |
| Jun11            | 31,347  | 8,525  | 19,112  | 7,412  | 1,020 | 19,285 | 86,701 | \$9.95                | \$2.70 | \$6.06  | \$2.35 | \$0.32 | \$6.77 | \$0.45    | \$26.61 |
| Jul11            | 23,122  | 6,267  | 15,613  | 8,494  | 0     | 9,996  | 63,492 | \$7.56                | \$2.05 | \$5.11  | \$2.78 | \$0.00 | \$3.46 | \$0.40    | \$21.36 |
| Aug11            | 24,889  | 12,881 | 11,889  | 5,868  | 210   | 6,507  | 62,244 | \$8.27                | \$4.28 | \$3.95  | \$1.95 | \$0.07 | \$2.26 | \$0.10    | \$20.88 |
| Sep11            | 32,320  | 8,530  | 24,913  | 10,429 | 510   | 11,671 | 88,373 | \$10.08               | \$2.66 | \$7.77  | \$3.25 | \$0.16 | \$3.77 | \$0.00    | \$27.69 |
| <b>Averages:</b> |   |        |         |        |       |        |        |                       |        |         |        |        |        |           |         |
| Full history     | 25,933  | 14,549 | 12,147  | 6,616  | 2,139 | 13,863 | 75,249 | \$9.08                | \$5.12 | \$4.23  | \$2.34 | \$0.76 | \$5.56 | \$0.58    | \$27.67 |
| Past 12 months   | 32,413  | 14,242 | 13,323  | 7,086  | 1,575 | 13,729 | 82,368 | \$10.73               | \$4.68 | \$4.34  | \$2.34 | \$0.52 | \$4.99 | \$0.66    | \$28.26 |

