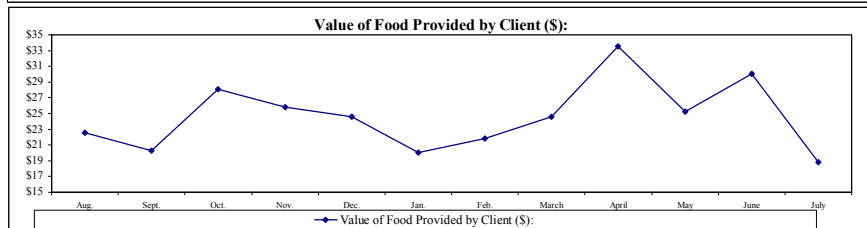
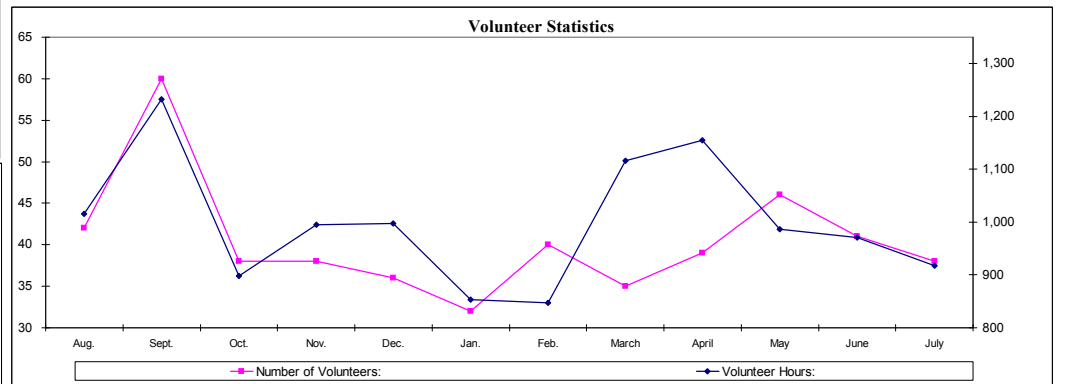
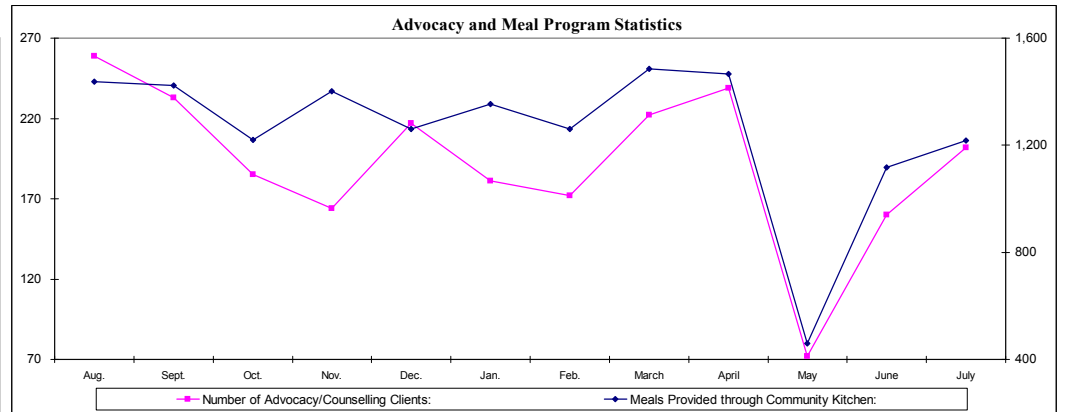
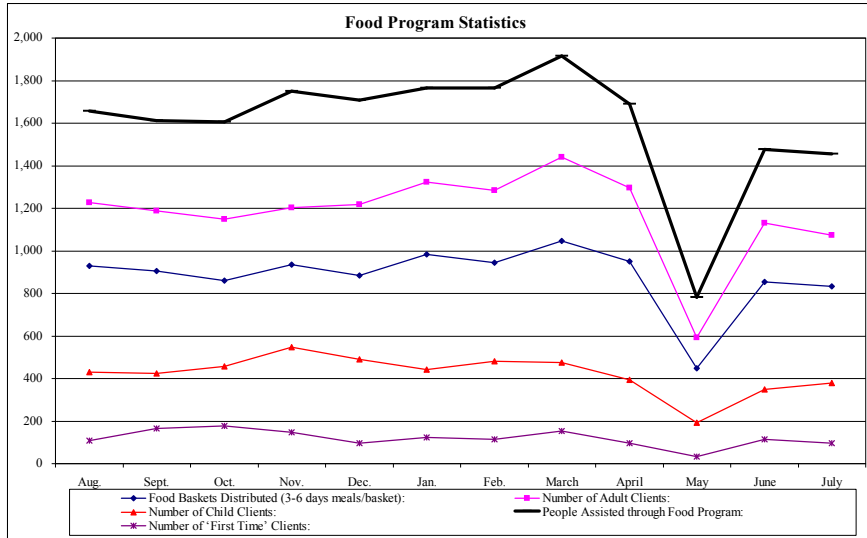


## Fort York Food Bank Performance Report (FYFB)

Twelve Months ending July 31, 2005	2004					2005		2005		12 Month Rolling Figures							
	Aug.	Sept.	Oct.	Nov.	Dec.	Jan.	Feb.	March	April	May	June	July	Current Total	Current Avg.	Ratios	Prior 12	% Change
<b>Food Baskets Distributed (3-6 days meals/basket):</b>	930	904	860	935	883	984	945	1,047	949	447	853	833	10,570	881		10,235	3%
<b>Meals Provided through Food Program:</b>	15,930	15,291	15,480	16,119	15,615	16,092	16,245	17,595	15,660	11,043	13,302	13,131	181,503	15,125	17.17	175,275	4%
<b>Number of Adult Clients:</b>	1,227	1,188	1,150	1,204	1,217	1,324	1,285	1,442	1,295	591	1,130	1,075	14,128	1,177	74%	13,515	5%
<b>Number of Child Clients:</b>	429	424	456	547	491	441	480	474	394	191	348	380	5,055	421	26%	5,329	-5%
<b>People Assisted through Food Program:</b>	1,656	1,612	1,606	1,751	1,708	1,765	1,765	1,916	1,689	782	1,478	1,455	19,183	1,599	100%	18,844	2%
<b>Number of 'First Time' Clients:</b>	107	164	178	148	96	122	114	154	96	33	114	96	1,422	119	7%	1,592	-11%
<b>Number of Volunteers:</b>	42	60	38	38	36	32	40	35	39	46	41	38	485	40		579	-16%
<b>Volunteer Hours:</b>	1,016	1,233	898	995	998	853	847	1,116	1,155	987	971	918	11,987	999	24.72	12,798	-6%
<b>Number of Advocacy/Counselling Clients:</b>	259	233	185	164	217	181	172	222	239	72	160	202	2,306	192	22%	2,412	-4%
<b>Meals Provided through Community Kitchen:</b>	1,438	1,422	1,219	1,401	1,261	1,353	1,260	1,485	1,466	459	1,117	1,218	15,099	1,258	8%	14,366	5%
<b>Number of Donors:</b>	29	49	41	27	33	17	22	30	25	12	47	21	353	29		414	-15%
<b>Cash Donations/Funding Received (\$):</b>	\$24,874	\$5,546	\$1,380	\$12,758	\$2,587	\$1,541	\$2,505	\$27,871	\$4,799	\$5,060	\$10,678	\$6,815	\$106,413	\$8,868	\$6	\$137,175	-22%
<b>Food Donations Received (\$ Value):</b>	\$37,411	\$32,696	\$45,166	\$45,238	\$41,958	\$35,354	\$38,520	\$47,096	\$56,653	\$19,757	\$44,372	\$27,430	\$471,651	\$39,304	\$25	\$489,104	-4%
<b>Value of Food Provided by Client (\$):</b>	\$23	\$20	\$28	\$26	\$25	\$20	\$22	\$25	\$34	\$25	\$30	\$19		\$25		\$26	-5%
<b>Other In-Kind Donations Received (\$ Value):</b>	\$1,003	\$3,789	\$8,247	\$1,902	\$5,118	\$1,261	\$1,690	\$2,743	\$1,854	\$1,388	\$1,369	\$1,019	\$31,383	\$2,615	\$2	\$30,818	2%

\* Note that FYFB relocated to 797 Dundas in May 2005 and was closed for a 2 week period



# Fort York Food Bank (FYFB)

## Advocacy/ Counselling Operations Report

12 months ending July 31st, 2005	2004					2005							Total	12 Mth. Avg.	Mnthly Target
	Aug	Sept	Oct	Nov	Dec	Jan	Feb	March	April	May	June	July			
Outreach Meetings	9	10	4	3	4	5	6	8	11	5	8	7	80	7	4
Referrals to Partners	10	9	15	15	23	11	9	8	9	3	11	9	132	11	10
Community Partners	13	13	15	15	15	15	15	15	15	15	15	15	176	15	10
Community Partner Retention	100%	100%	100%	100%	100%	100%	100%	100%	100%	100%	100%	100%	-	100%	80%
Counselling Service Users	259	233	185	164	217	181	172	222	239	72	160	202	2,306	192	100
3rd Party Intervention - Meetings	24	26	35	17	27	35	27	27	21	5	36	29	309	26	15
3rd Party Intervention - Letters/Applications	21	22	16	16	12	13	18	15	17	15	21	19	205	17	5
Cross-Cultural Language Services	24	15	19	12	16	13	15	11	21	13	21	14	194	16	N/A
Languages Supported	5	5	6	6	6	5	5	6	5	5	5	5	64	5	5
Employment Assistance	76	116	53	43	38	42	49	47	71	27	40	47	649	54	15
Employment Placements	1	1	2	1	2	2	2	3	2	1	2	2	21	2	10
Employment Retention	100%	100%	100%	100%	100%	100%	100%	100%	100%	100%	100%	100%	-	100%	80%
Workshop Partners	6	9	9	9	9	9	9	9	9	9	9	9	105	9	4
Workshops Delivered	5	12	4	4	3	3	3	3	4	1	1	1	44	4	1
Workshop Attendance	25	77	20	12	11	10	9	8	16	5	8	3	204	17	10
Counsellors	5	5	6	6	6	6	7	10	11	9	7	10	88	7	2
Counsellor Retention	88%	70%	93%	93%	93%	77%	90%	70%	93%	44%	78%	86%	-	81%	80%
New General Volunteers - Trained	3	1	1	2	1	0	1	3	6	4	8	9	39	3	3
Volunteer Hours	225	396	216	367	235	158	165	488	348	120	176	192	3,086	257	200

Case BreakDown	Aug	Sept	Oct	Nov	Dec	Jan	Feb	March	April	May	June	July	Total	12 Mth. Avg.	Mnthly Target
Housing	44	40	47	49	27	29	31	43	34	8	24	28	444	37	17%
Legal clinic/ID	21	18	11	24	28	16	12	26	9	7	17	15	187	16	9%
OW/ODSP/EI	94	89	84	67	71	69	99	96	98	33	84	83	844	70	41%
OW			67	46	51	59	81	67	87	27	72	64	644	54	n/a
ODSP			9	14	16	8	14	22	8	3	10	16	135	11	n/a
EI			8	7	4	2	4	7	3	3	2	3	43	4	n/a
Training/Employment	35	47	53	43	38	42	49	47	71	27	40	47	474	39	23%
Financial (Tax Returns, CTB, etc.)	13	3	1	7	23	15	19	37	18	6	5	12	156	13	7%
Health	6	9	12	13	15	14	11	8	24	6	7	11	136	11	6%
Immigration	6	5	3	6	20	6	7	5	3	2	3	4	74	6	3%
Other	11	6	10	9	10	13	7	4	10	7	10	10	117	10	5%

**FORT YORK FOOD BANK**

**797 Dundas West, Toronto, ON - M6J 1V2**

**Reporting for: July 2005**

**Prepared by: Ravi Sreedharan, 416.937.2059**

DATE	High Priority Program	Total Food Program (Staples + Emer'y)					Staples Food Program				Emergency Food Program			
	Meals Served	Hampers	Adults	Children	Total	New	Hampers	Adults	Children	Total	Hampers	Adults	Children	Total
01-Jul-05														
2/Jul/05	65	50	61	17	78	9	0	0	0	0	50	61	17	78
3/Jul/05														
4/Jul/05														
5/Jul/05	58	47	68	20	88	10	0	0	0	0	47	68	20	88
6/Jul/05	28													
7/Jul/05	77	51	71	31	102	5	0	0	0	0	51	71	31	102
8/Jul/05	55	44	60	19	79	7	0	0	0	0	44	60	19	79
9/Jul/05	49	57	75	15	90	5	0	0	0	0	57	75	15	90
10/Jul/05														
11/Jul/05														
12/Jul/05	57	51	68	33	101	5	0	0	0	0	51	68	33	101
13/Jul/05	22													
14/Jul/05	67	52	76	22	98	6	0	0	0	0	52	76	22	98
15/Jul/05	68	45	55	12	67	8	1	1	3	4	44	54	9	63
16/Jul/05	58	49	14	63	77	2	0	0	0	0	49	14	63	77
17/Jul/05														
18/Jul/05														
19/Jul/05	50	59	80	21	101	6	0	0	0	0	59	80	21	101
20/Jul/05	100													
21/Jul/05	75	67	84	12	96	8	0	0	0	0	67	84	12	96
22/Jul/05	58	45	63	16	79	5	0	0	0	0	45	63	16	79
23/Jul/05	60	61	81	22	103	9	0	0	0	0	61	81	22	103
24/Jul/05														
25/Jul/05														
26/Jul/05	45	32	46	24	70	2	0	0	0	0	32	46	24	70
27/Jul/05	38													
28/Jul/05	54	42	67	15	82	5	0	0	0	0	42	67	15	82
29/Jul/05	59	48	63	24	87	3	0	0	0	0	48	63	24	87
30/Jul/05	75	33	43	14	57	1	0	0	0	0	33	43	14	57
31/Jul/05														
<b>Totals</b>	<b>1,218</b>	<b>833</b>	<b>1,075</b>	<b>380</b>	<b>1,455</b>	<b>96</b>	<b>1</b>	<b>1</b>	<b>3</b>	<b>4</b>	<b>832</b>	<b>1,074</b>	<b>377</b>	<b>1,451</b>